

ISSUER PROFILE

3 July 2019



TABLE OF CONTENTS

Company overview	1
Financial highlights	2
Business description	2
Distribution channels	5
Ownership structure	5
Subsidiaries	6
Company management	6
Company history	8
Peer group	8
Related websites and information sources	8
Moody's related publications	8

Contacts

Goetz Thurm, CFA +49.69.70730.773
 VP-Senior Analyst
 goetz.thurm@moodys.com

Maryna Harbal +49.69.70730.962
 Associate Analyst
 maryna.harbal@moodys.com

CLIENT SERVICES

Americas	1-212-553-1653
Asia Pacific	852-3551-3077
Japan	81-3-5408-4100
EMEA	44-20-7772-5454

DekaBank Deutsche Girozentrale

Key Facts and Statistics - FY December 2018

Company overview

DekaBank Deutsche Girozentrale (DekaBank) is the securities service provider (Wertpapierhaus) for the German Savings Bank Finance Group (Sparkassen-Finanzgruppe). As of 31 December 2018, DekaBank reported consolidated balance sheet assets of €100.4 billion, while its total customer assets, comprising on-balance sheet assets and off-balance sheet assets under management, amounted to €275.9 billion (€137.2 billion from retail customers and €138.7 billion from institutional customers).

DekaBank provides its private and institutional clients with a range of fund-based products, covering all major asset classes. It also offers real estate funds and financing, lending, capital market-related trading and sales services, treasury facilities, including liquidity, asset and liability management, and funding.

DekaBank was established on 1 January 1999 following the merger of the DekaBank GmbH and Deutsche Girozentrale – Deutsche Kommunalbank. Since June 2011, the bank has been fully owned by the German Sparkassen (savings banks) through two joint shareholders – the Deutsche Sparkassen- und Giroverband ö.K. (DSGV ö.K., the German Savings Banks and Giro Association) and Deka Erwerbsgesellschaft mbH & Co. KG.

Sources: Company report (annual report Dec 2018), company data, Moody's Investors Service research

Financial highlights

Note: The financials presented below are those reported by the entity and are not adjusted for Moody's analytic purposes. For Moody's generated ratios on DekaBank Deutsche Girozentrale, please see <[DekaBank Deutsche Girozentrale](#)> page on moodys.com.

Exhibit 1

Latest full-year results¹

DekaBank Deutsche Girozentrale

(in € Million)	31-Dec-18	31-Dec-17	31-Dec-16	% Change 18/17	% Change 17/16
Total Assets	100,444	93,775	85,955	7.11	9.10
Total Shareholders' Equity	5,418	5,344	5,086	1.37	5.07
Shareholders' Equity excluding Minority Interest	5,418	5,344	5,086	1.37	5.07
Total Regulatory Capital ²	5,762	5,492	5,366	4.92	2.35
Common Equity Tier 1 Capital ²	4,460	4,238	4,216	5.24	0.52
Tier 1 Capital Ratio (%) ²	17.10	18.80	19.20	(170) bps	(40) bps
Common Equity Tier 1 Capital Ratio (%) ²	15.40	17.00	17.70	(160) bps	(70) bps
Net Income	286	264	264	8.18	0.08
Net Income Attributable to Equity Holders	286	264	264	8.18	0.08

Notes: 1) Based on consolidated financial data

2) Data reflect Basel III capital ratios shown under transitional rules

3) Figures for 2017 have been restated

Source: Company reports (annual report Dec 2018 and Dec 2017)

Business description

DekaBank operates primarily as the securities service provider for the Sparkassen-Finanzgruppe. The bank provides a range of fund-based products to private and institutional clients, covering all major asset classes, in addition to a diversified range of lending and capital market activities.

As of 31 December 2018, the bank reported its core activities through the following five business divisions: Asset Management Securities, Asset Management Real Estate, Asset Management Services, Capital Markets and Financing. The bank also reports an Other segment, which primarily comprises income and expenses that are not attributable to the other segments. Until 2017, DekaBank also reported a Non-core business segment, which held the business activities, which the Group no longer intended to pursue. As of 1 January 2018 the remaining portfolios of the Non-core business segment were transferred to the Capital Markets business division and the company no longer reports this segment independently. In 2018, the largest contributor to the bank's total income was the Asset Management Securities business.

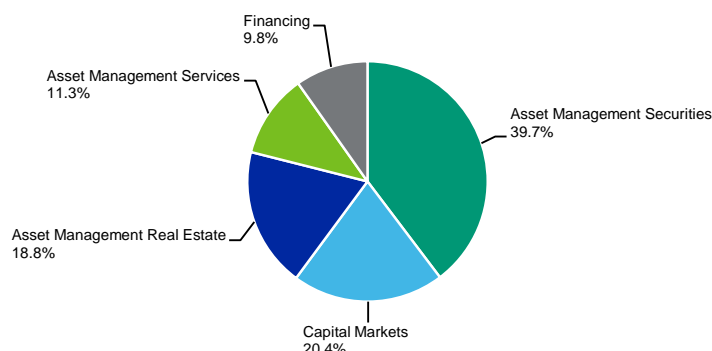
Asset Management Securities: This business division provides private and institutional clients with capital market-based asset management products and services. The services it offers to private investors include investment funds for all major asset classes, both standalone and in conjunction with guaranteed, discount, and bonus structures. On behalf of its institutional investors, the bank manages special funds, as well as advisory and management mandates.

This business division also includes the facilities of Master KVG,¹ which enable institutional customers to pool their total customer assets with a single investment company. Furthermore, it provides services such as private retirement pensions and exchange traded funds. As of 31 December 2018, this business division reported total customer assets of €217.3 billion and accounted for 39.7%² of the bank's total income in 2018.

This publication does not announce a credit rating action. For any credit ratings referenced in this publication, please see the ratings tab on the issuer/entity page on www.moodys.com for the most updated credit rating action information and rating history.

Exhibit 2

Share of Total Income* by segment
(in %, consolidated, for 2018)



*Excludes the Other segment, due to its negative contribution and reconciliations

Source: Company report (annual report Dec 2018, Pg: 124 and 125)

Asset Management Real Estate: This business division pools the group's property-related activities. Its products and services include property investment facilities for private and institutional investors such as open-ended mutual and special property funds, credit funds which invest in property, infrastructure and vehicle finance and property advice for institutional investors. Other services include the purchase and sale of property, management of such assets (real estate management), real estate lending, and product development of group-wide property-based activities. As of 31 December 2018, this business division reported total customer assets of €38.1 billion and accounted for 18.8% of the bank's total income in 2018.

Asset Management Services: This business division offers banking services related to asset management which compliments asset management services offered by the Asset Management business division. It provides custody accounts management services and offers custodial services to investment funds. In addition it provides digital support for the securities business of the savings banks through its multi-channel solution. In 2018, this business division accounted for 11.3% of the bank's total income.

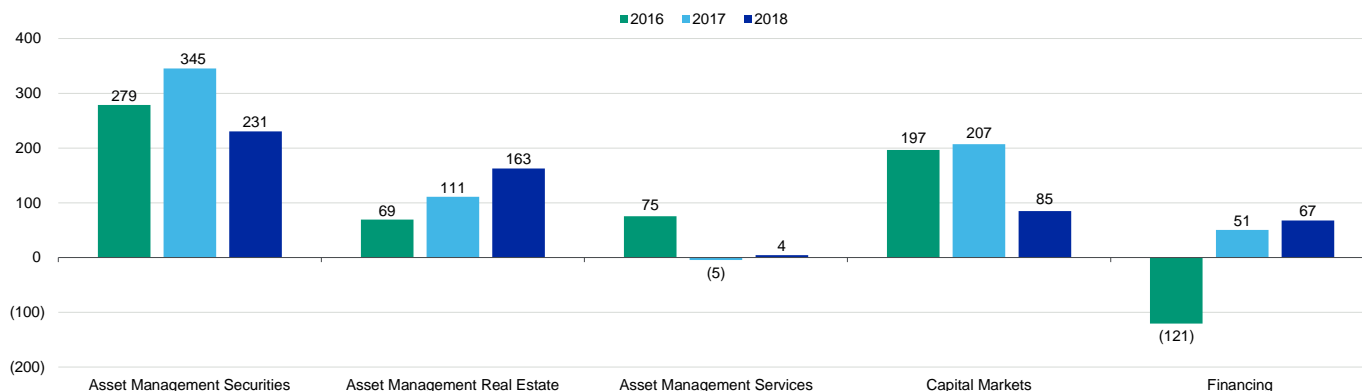
Capital Markets: This business division provides capital market products, infrastructure, and support to stimulate trade between the savings banks, DekaBank, and capital investment companies, while enabling clients to access capital markets. It also services non-Sparkassen-Finanzgruppe customers, primarily banks, insurance companies, and pension funds. It also manages strategic securities investments of the Deka Group barring investments serving as a liquidity reserve. As of 31 December 2018, this business division reported total customer assets (certificates) of €20.4 billion and accounted for 20.4% of the bank's total income in 2018.

Financing: This business division includes lending activities suited for asset management, including trade/export financing, ship and aircraft financing, and public sector and infrastructure financing as well as real estate financing. Furthermore, it is a principal provider of refinancing services to savings banks. In 2018, this business division accounted for 9.8% of the bank's total income.

Other: In this segment, DekaBank books overhead costs, pension obligations, and income that is not directly attributable to other segments. Since 2016, the income and expenses of its treasury function have been allocated to the operating segments on a source-specific basis.

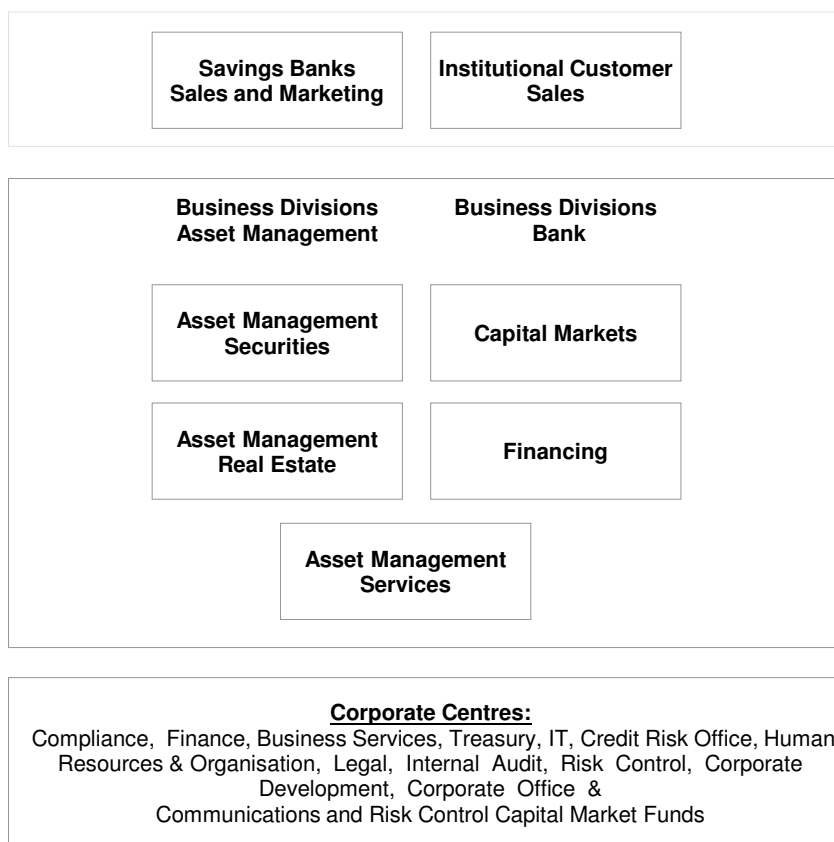
Sources: Company report (annual report Dec 2018), company data

Exhibit 3

(Economic) Result before tax per segment
(consolidated, in € Million)

Source: Company report (annual report Dec 2018, Pg: 124 and 125)

Exhibit 4

Organisational structure as of December 2018

Source: Company report (annual report Dec 2018)

Distribution channels

Apart from working through its head office in Frankfurt, DekaBank, as of 31 December 2018, distributed its products and services through its subsidiaries and representative offices in Düsseldorf, Luxembourg, London, New York, Paris, Milan and Singapore. In addition, as the retail asset manager for the savings banks in Germany, DekaBank distributes its investment funds through the roughly 385 savings banks that operate through 13,305 branches as of October 2018.

Furthermore, in association with public-sector insurance companies, DekaBank offers products and consultancy services relating to company pension schemes through S-PensionsManagement GmbH, headquartered in Cologne. The bank also provides online broking services through its wholly owned subsidiary S Broker based in Wiesbaden. DekaBank enhanced its distribution capabilities through DekaNet, a centralised information and automated sales platform, which contains a set of online securities offering and securities information tools.

The geographical distribution of DekaBank's total income was as follows:

Exhibit 5

DekaBank Deutsche Girozentrale

Total Income (%)

Geographical segments	2018	2017
Germany	91.4	80.0
Luxembourg	8.5	18.5
Other	0.1	1.5
Total	100.0	100.0

Sources: Company report (annual report Dec 2018), company data

Ownership structure

DekaBank is a German institution incorporated under public law. The bank is wholly owned by the German Sparkassen through two joint shareholders – DSGV ö.K. and Deka Erwerbsgesellschaft mbH & Co. KG.

As of 1 March 2019, the ownership structure of the bank was as follows:

- » 50% owned by Germany's savings banks through DSGV ö.K.
- » 50% owned by Germany's savings banks through Deka Erwerbsgesellschaft mbH & Co. KG

As of 1 March 2019, the detailed ownership structure of DekaBank was as follows:

Exhibit 6

DekaBank Deutsche Girozentrale

Shareholder	% Held
DSGV ö.K.	50.00
of which	
Savings Banks Association Baden-Wuerttemberg	7.71
Rhineland Savings Banks and Giro Association	6.56
Savings Banks Association Lower Saxony	6.46
Savings Banks Association Bavaria	6.32
Savings Banks Association Westphalia-Lippe	6.18
Savings Banks and Giro Association Hesse-Thuringia	5.81
Savings Banks Association Rhineland-Palatinate	3.21
Savings Banks Association Berlin/Landesbank Berlin	1.90
East German Savings Banks Association	1.83
Savings Banks and Giro Association for Schleswig-Holstein	1.78
Savings Banks Association Saar	1.37
Hanseatic Savings Banks and Giro Association	0.91
Shareholder	
Deka Erwerbsgesellschaft mbH & Co. KG	50.00
of which	

Savings Banks Association Bavaria	8.40
Savings Banks Association Baden-Wuerttemberg	8.14
East German Savings Banks Association	8.00
Rhineland Savings Banks and Giro Association	7.66
Savings Banks and Giro Association Hesse-Thuringia	5.47
Savings Banks Association Westphalia-Lippe	3.69
Savings Banks Association Lower Saxony	2.04
Savings Banks Association Rhineland-Palatinate	1.87
Savings Banks Association Berlin/Landesbank Berlin	1.57
Savings Banks and Giro Association for Schleswig-Holstein	1.48
Hanseatic Savings Banks and Giro Association	1.27
Savings Banks Association Saar	0.43

Source: Company report (annual report Dec 2018)

Subsidiaries

As of 31 December 2018, DekaBank's consolidated subsidiaries (affiliated companies) and joint ventures were as follows:

Exhibit 7

DekaBank Deutsche Girozentrale

Company	Registered Office	% Held
Subsidiaries¹		
bevestor GmbH	Frankfurt	100.00
Deka Beteiligungs GmbH	Frankfurt	100.00
Deka Far East Pte. Ltd.	Singapore	100.00
Deka Immobilien GmbH	Frankfurt	100.00
Deka Immobilien Investment GmbH	Frankfurt	100.00
Deka Immobilien Luxembourg S.A.	Luxembourg	100.00
Deka International S.A.	Luxembourg	100.00
Deka Investment GmbH	Frankfurt	100.00
Deka Real Estate International GmbH	Frankfurt	100.00
Deka Real Estate Services USA Inc.	New York	100.00
Deka Vermögensmanagement GmbH	Frankfurt	100.00
DekaBank Deutsche Girozentrale Luxembourg S.A.	Luxembourg	100.00
International Fund Management S.A.	Luxembourg	100.00
S Broker Management AG	Wiesbaden	100.00
S Broker AG & Co. KG	Wiesbaden	100.00
WestInvest Gesellschaft für Investmentfonds mbH ²	Düsseldorf	99.74
WIV GmbH & Co. Beteiligungs KG	Frankfurt	94.90
Joint Ventures		
S-PensionsManagement GmbH	Cologne	50.00
Dealis Fund Operations GmbH i.L.	Frankfurt	50.00

Note: 1) This list excludes structured entities subsidiaries and unconsolidated subsidiaries

2) 5.1% is held by WIV GmbH & Co. Beteiligungs KG

Source: Company report (annual report Dec 2018)

Company management

Exhibit 8

DekaBank Deutsche Girozentrale

Board of Management	Affiliation	Responsibilities	Age
Michael Rüdiger ¹	DekaBank: Chief Executive Officer	Asset Management Securities; Institutional Customer Sales; Corporate Office & Communications; Internal Audit; Corporate Development; Human Resources	55
Dr. Georg Stocker ²	DekaBank: Deputy Chief Executive Officer and Member of the Board of Management	Sales	55

Manuela Better	DekaBank: Chief Risk Officer and Member of the Board of Management	Risk Control, Credit Risk Office; Risk Control Capital Market Funds; Legal, Compliance	58
Dr. Matthias Danne	DekaBank: Chief Financial Officer and Member of the Board of Management	Asset Management Real Estate; Finance; Treasury	59
Martin K. Müller	DekaBank: Member of the Board of Management	Capital Markets, Financing, Asset Management Services	57
Daniel Kapffer ³	DekaBank: Chief Operating Officer and Member of the Board of Management	IT; Business Services; Organisational Development	51

As of May 2019

Notes: 1) Michael Rüdiger will serve as the CEO till end-2019

2) Dr. Georg Stocker will replace Michael Rüdiger as the CEO with effect from 1 Jan 2020

3) Member of the Board of Management with effect from 1 May 2019

Sources: Company report (annual report Dec 2018), company data

Exhibit 9

DekaBank Deutsche Girozentrale

Administrative Board	Affiliation
Helmut Schleweis	DekaBank: Chairman of the Administrative Board
Walter Strohmaier	DekaBank: First Deputy Chairman of the Administrative Board
Thomas Mang	DekaBank: Second Deputy Chairman of the Administrative Board
Michael Bräuer ¹	DekaBank: Member of the Administrative Board
Michael Breuer ¹	DekaBank: Member of the Administrative Board
Ingo Buchholz ¹	DekaBank: Member of the Administrative Board
Prof. Dr. Liane Buchholz ¹	DekaBank: Member of the Administrative Board
Dr. Michael Ermrich ¹	DekaBank: Member of the Administrative Board
Dr. Johannes Evers ¹	DekaBank: Member of the Administrative Board
Ralf Fleischer ¹	DekaBank: Member of the Administrative Board
Andreas Fohrmann ¹	DekaBank: Member of the Administrative Board
Gerhard Grandke ¹	DekaBank: Member of the Administrative Board
Dr. Christoph Krämer ¹	DekaBank: Member of the Administrative Board
Beate Läsch-Weber ¹	DekaBank: Member of the Administrative Board
Ludwig Momann ¹	DekaBank: Member of the Administrative Board
Dr. Ulrich Netzer ¹	DekaBank: Member of the Administrative Board
Frank Saar ¹	DekaBank: Member of the Administrative Board
Peter Schneider ¹	DekaBank: Member of the Administrative Board
Dr. jur. Harald Vogelsang ¹	DekaBank: Member of the Administrative Board
Burkhard Wittmacher ¹	DekaBank: Member of the Administrative Board
Alexander Wüerst ¹	DekaBank: Member of the Administrative Board
Michael Dörr ²	DekaBank: Member of the Administrative Board
Erika Ringel ²	DekaBank: Member of the Administrative Board
Helmut Dedy ³	DekaBank: Member of the Administrative Board
Prof. Dr. Hans-Günter Henneke ³	DekaBank: Member of the Administrative Board
Roland Schäfer ³	DekaBank: Member of the Administrative Board

As of 23 Apr 2019

Notes: 1) Representatives elected by the General Meeting of Shareholders

2) Employee Representatives appointed by the Staff Committee

3) Representatives of the Federal Association of Municipal Umbrella Organisations

Sources: Company report (annual report Dec 2018), company data

Company history

DekaBank was created on 1 January 1999 following the merger of Deutsche Girozentrale – Deutsche Kommunalbank and the DekaBank GmbH. The former was a wholesale bank established in 1918 that specialised in public-sector and commercial financing. The latter was founded in 1956 and was both the central fund manager for the German savings bank sector and the country's second-largest mutual fund manager.

On 1 January 2004, the bank increased its interest in WestInvest Gesellschaft für Investmentfonds mbH to 99.7% from 40.0% and assumed responsibility for its real estate funds.

On 9 June 2011, the German savings banks increased their stake in DekaBank to 100% from 50%. As part of the transaction, the German Landesbanks divested their 50% ownership, DekaBank acquired part of its own capital (€1 billion), and the savings banks acquired the remainder.

On 1 January 2013, the bank's subsidiary ETFlab Investment GmbH merged with Deka Investment GmbH (another DekaBank subsidiary).

As of 31 December 2013, DekaBank acquired Landesbank Berlin's (LBB) capital market activities (to the extent this business was customer-related) and, with effect from 1 January 2014, the regional fund manager and research house LBB-Invest.

On 30 June 2016, DekaBank purchased the remaining 69.4% shares of S Broker for €16.0 million and now holds a 100% share in the company.

Sources: Company reports (annual report Dec 2016, Dec 2013, Dec 2012, Dec 2007, Dec 2004 and Dec 2003, interim report June 2013), company data, Moody's Investors Service research

Peer group

- » [Landesbank Baden-Wuerttemberg](#)
- » [Landesbank Hessen-Thüringen GZ](#)
- » [Bayerische Landesbank](#)
- » [Norddeutsche Landesbank GZ](#)
- » [DZ BANK AG](#)

Related websites and information sources

For additional information, please see:

The company's website

- » www.dekabank.de

MOODY'S has provided links or references to third party World Wide Websites or URLs ("Links or References") solely for your convenience in locating related information and services. The websites reached through these Links or References have not necessarily been reviewed by MOODY'S, and are maintained by a third party over which MOODY'S exercises no control. Accordingly, MOODY'S expressly disclaims any responsibility or liability for the content, the accuracy of the information, and/or quality of products or services provided by or advertised on any third party web site accessed via a Link or Reference. Moreover, a Link or Reference does not imply an endorsement of any third party, any website, or the products or services provided by any third party.

Moody's related publications

Issuer page on Moodys.com

- » [DekaBank Deutsche Girozentrale](#)

Credit opinion

- » [DekaBank Deutsche Girozentrale, February 2019](#)

Industry outlook

- » [Germany, October 2018 \(1118225\)](#)

Banking system profile

- » [Germany, December 2018 \(1144148\)](#)

Sector research

- » [Risk of no-deal Brexit is credit negative for specialised property lenders, issuer rating upgrades, March 2019 \(1158447\)](#)
- » [Moody's: German Banking System Outlook remains stable on strong capital, high loan quality, October 2018](#)
- » [Banks - Germany: German law change prompts senior unsecured instrument downgrades, issuer rating upgrades, August 2018 \(1132873\)](#)
- » [Loss of senior debt ECB-eligibility and liquidity is manageable for German banks, January 2018 \(1108027\)](#)

Rating action

- » [Moody's assigns first-time issuer ratings to five German banks, September 2018](#)

Country statistics

- » [Germany, November 2018](#)

Rating methodology

- » [Banks, August 2018 \(1128883\)](#)

To access any of these reports, click on the entry above. Note that these references are current as of the date of publication of this report and that more recent reports may be available on the issuer's page. All research may not be available to all clients.

Endnotes

- [1](#) An investment company that functions as a specialised service KVG (capital investment company) to outsource portfolio management tasks for individual mandates to external asset managers
- [2](#) Throughout this section, such percentages exclude the Other segment, due to its negative contribution and reconciliations

© 2019 Moody's Corporation, Moody's Investors Service, Inc., Moody's Analytics, Inc. and/or their licensors and affiliates (collectively, "MOODY'S"). All rights reserved.

CREDIT RATINGS ISSUED BY MOODY'S INVESTORS SERVICE, INC. AND ITS RATINGS AFFILIATES ("MIS") ARE MOODY'S CURRENT OPINIONS OF THE RELATIVE FUTURE CREDIT RISK OF ENTITIES, CREDIT COMMITMENTS, OR DEBT OR DEBT-LIKE SECURITIES, AND MOODY'S PUBLICATIONS MAY INCLUDE MOODY'S CURRENT OPINIONS OF THE RELATIVE FUTURE CREDIT RISK OF ENTITIES, CREDIT COMMITMENTS, OR DEBT OR DEBT-LIKE SECURITIES. MOODY'S DEFINES CREDIT RISK AS THE RISK THAT AN ENTITY MAY NOT MEET ITS CONTRACTUAL FINANCIAL OBLIGATIONS AS THEY COME DUE AND ANY ESTIMATED FINANCIAL LOSS IN THE EVENT OF DEFAULT OR IMPAIRMENT. SEE MOODY'S RATING SYMBOLS AND DEFINITIONS PUBLICATION FOR INFORMATION ON THE TYPES OF CONTRACTUAL FINANCIAL OBLIGATIONS ADDRESSED BY MOODY'S RATINGS. CREDIT RATINGS DO NOT ADDRESS ANY OTHER RISK, INCLUDING BUT NOT LIMITED TO: LIQUIDITY RISK, MARKET VALUE RISK, OR PRICE VOLATILITY. CREDIT RATINGS AND MOODY'S OPINIONS INCLUDED IN MOODY'S PUBLICATIONS ARE NOT STATEMENTS OF CURRENT OR HISTORICAL FACT. MOODY'S PUBLICATIONS MAY ALSO INCLUDE QUANTITATIVE MODEL-BASED ESTIMATES OF CREDIT RISK AND RELATED OPINIONS OR COMMENTARY PUBLISHED BY MOODY'S ANALYTICS, INC. CREDIT RATINGS AND MOODY'S PUBLICATIONS DO NOT CONSTITUTE OR PROVIDE INVESTMENT OR FINANCIAL ADVICE, AND CREDIT RATINGS AND MOODY'S PUBLICATIONS ARE NOT AND DO NOT PROVIDE RECOMMENDATIONS TO PURCHASE, SELL, OR HOLD PARTICULAR SECURITIES. NEITHER CREDIT RATINGS NOR MOODY'S PUBLICATIONS COMMENT ON THE SUITABILITY OF AN INVESTMENT FOR ANY PARTICULAR INVESTOR. MOODY'S ISSUES ITS CREDIT RATINGS AND PUBLISHES MOODY'S PUBLICATIONS WITH THE EXPECTATION AND UNDERSTANDING THAT EACH INVESTOR WILL, WITH DUE CARE, MAKE ITS OWN STUDY AND EVALUATION OF EACH SECURITY THAT IS UNDER CONSIDERATION FOR PURCHASE, HOLDING, OR SALE.

MOODY'S CREDIT RATINGS AND MOODY'S PUBLICATIONS ARE NOT INTENDED FOR USE BY RETAIL INVESTORS AND IT WOULD BE RECKLESS AND INAPPROPRIATE FOR RETAIL INVESTORS TO USE MOODY'S CREDIT RATINGS OR MOODY'S PUBLICATIONS WHEN MAKING AN INVESTMENT DECISION. IF IN DOUBT YOU SHOULD CONTACT YOUR FINANCIAL OR OTHER PROFESSIONAL ADVISER. ALL INFORMATION CONTAINED HEREIN IS PROTECTED BY LAW, INCLUDING BUT NOT LIMITED TO, COPYRIGHT LAW, AND NONE OF SUCH INFORMATION MAY BE COPIED OR OTHERWISE REPRODUCED, REPACKAGED, FURTHER TRANSMITTED, TRANSFERRED, DISSEMINATED, REDISTRIBUTED OR RESOLD, OR STORED FOR SUBSEQUENT USE FOR ANY SUCH PURPOSE, IN WHOLE OR IN PART, IN ANY FORM OR MANNER OR BY ANY MEANS WHATSOEVER, BY ANY PERSON WITHOUT MOODY'S PRIOR WRITTEN CONSENT.

CREDIT RATINGS AND MOODY'S PUBLICATIONS ARE NOT INTENDED FOR USE BY ANY PERSON AS A BENCHMARK AS THAT TERM IS DEFINED FOR REGULATORY PURPOSES AND MUST NOT BE USED IN ANY WAY THAT COULD RESULT IN THEM BEING CONSIDERED A BENCHMARK.

All information contained herein is obtained by MOODY'S from sources believed by it to be accurate and reliable. Because of the possibility of human or mechanical error as well as other factors, however, all information contained herein is provided "AS IS" without warranty of any kind. MOODY'S adopts all necessary measures so that the information it uses in assigning a credit rating is of sufficient quality and from sources MOODY'S considers to be reliable including, when appropriate, independent third-party sources. However, MOODY'S is not an auditor and cannot in every instance independently verify or validate information received in the rating process or in preparing the Moody's publications.

To the extent permitted by law, MOODY'S and its directors, officers, employees, agents, representatives, licensors and suppliers disclaim liability to any person or entity for any indirect, special, consequential, or incidental losses or damages whatsoever arising from or in connection with the information contained herein or the use of or inability to use any such information, even if MOODY'S or any of its directors, officers, employees, agents, representatives, licensors or suppliers is advised in advance of the possibility of such losses or damages, including but not limited to: (a) any loss of present or prospective profits or (b) any loss or damage arising where the relevant financial instrument is not the subject of a particular credit rating assigned by MOODY'S.

To the extent permitted by law, MOODY'S and its directors, officers, employees, agents, representatives, licensors and suppliers disclaim liability for any direct or compensatory losses or damages caused to any person or entity, including but not limited to by any negligence (but excluding fraud, willful misconduct or any other type of liability that, for the avoidance of doubt, by law cannot be excluded) on the part of, or any contingency within or beyond the control of, MOODY'S or any of its directors, officers, employees, agents, representatives, licensors or suppliers, arising from or in connection with the information contained herein or the use of or inability to use any such information.

NO WARRANTY, EXPRESS OR IMPLIED, AS TO THE ACCURACY, TIMELINESS, COMPLETENESS, MERCHANTABILITY OR FITNESS FOR ANY PARTICULAR PURPOSE OF ANY CREDIT RATING OR OTHER OPINION OR INFORMATION IS GIVEN OR MADE BY MOODY'S IN ANY FORM OR MANNER WHATSOEVER.

Moody's Investors Service, Inc., a wholly-owned credit rating agency subsidiary of Moody's Corporation ("MCO"), hereby discloses that most issuers of debt securities (including corporate and municipal bonds, debentures, notes and commercial paper) and preferred stock rated by Moody's Investors Service, Inc. have, prior to assignment of any rating, agreed to pay to Moody's Investors Service, Inc. for ratings opinions and services rendered by it fees ranging from \$1,000 to approximately \$2,700,000. MCO and MIS also maintain policies and procedures to address the independence of MIS's ratings and rating processes. Information regarding certain affiliations that may exist between directors of MCO and rated entities, and between entities who hold ratings from MIS and have also publicly reported to the SEC an ownership interest in MCO of more than 5%, is posted annually at www.moody.com under the heading "Investor Relations — Corporate Governance — Director and Shareholder Affiliation Policy."

Additional terms for Australia only: Any publication into Australia of this document is pursuant to the Australian Financial Services License of MOODY'S affiliate, Moody's Investors Service Pty Limited ABN 61 003 399 657 AFSL 336969 and/or Moody's Analytics Australia Pty Ltd ABN 94 105 136 972 AFSL 383569 (as applicable). This document is intended to be provided only to "wholesale clients" within the meaning of section 761G of the Corporations Act 2001. By continuing to access this document from within Australia, you represent to MOODY'S that you are, or are accessing the document as a representative of, a "wholesale client" and that neither you nor the entity you represent will directly or indirectly disseminate this document or its contents to "retail clients" within the meaning of section 761G of the Corporations Act 2001. MOODY'S credit rating is an opinion as to the creditworthiness of a debt obligation of the issuer, not on the equity securities of the issuer or any form of security that is available to retail investors.

Additional terms for Japan only: Moody's Japan K.K. ("MJKK") is a wholly-owned credit rating agency subsidiary of Moody's Group Japan G.K., which is wholly-owned by Moody's Overseas Holdings Inc., a wholly-owned subsidiary of MCO. Moody's SF Japan K.K. ("MSFJ") is a wholly-owned credit rating agency subsidiary of MJKK. MSFJ is not a Nationally Recognized Statistical Rating Organization ("NRSRO"). Therefore, credit ratings assigned by MSFJ are Non-NRSRO Credit Ratings. Non-NRSRO Credit Ratings are assigned by an entity that is not a NRSRO and, consequently, the rated obligation will not qualify for certain types of treatment under U.S. laws. MJKK and MSFJ are credit rating agencies registered with the Japan Financial Services Agency and their registration numbers are FSA Commissioner (Ratings) No. 2 and 3 respectively.

MJKK or MSFJ (as applicable) hereby disclose that most issuers of debt securities (including corporate and municipal bonds, debentures, notes and commercial paper) and preferred stock rated by MJKK or MSFJ (as applicable) have, prior to assignment of any rating, agreed to pay to MJKK or MSFJ (as applicable) for ratings opinions and services rendered by it fees ranging from JPY125,000 to approximately JPY250,000,000.

MJKK and MSFJ also maintain policies and procedures to address Japanese regulatory requirements.

CLIENT SERVICES

Americas	1-212-553-1653
Asia Pacific	852-3551-3077
Japan	81-3-5408-4100
EMEA	44-20-7772-5454